



# Dronfield Dolphins Gala Results



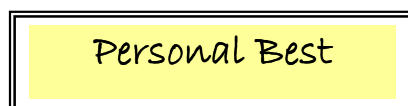
Dronfield Dolphins Badge Night

Sunday 18<sup>th</sup> July 2010

Swimmer's Name		Fly		Back		Breast		Free		IM
		Time		Time		Time		Time		Time
		25m		50m		50m		50m		100m
Katie Arnall		41.00		1.02.68		1.12.83		1.04.94		
Alice Bell		30.00		1.00.37		1.20.97		1.08.43		
Thomas Bradbury		30.19		1.06.96		1.12.87		59.12		
Liam Brady		29.13		1.02.72		1.18.22		57.66		
Ciara Chappell		32.91		1.06.03		1.07.09		55.95		
Benjamin McLaren		31.20	D	1.01.77		1.13.20		1.03.04		
Niamh Donovan		26.03		1.01.16	D	1.07.81		56.84		
Zack Chappell		28.46	D	1.02.48		1.14.30		1.02.72		
Sam Hirst	D	37.02		1.06.97	D	1.17.76		1.13.21		
Amelia Micklethwaite		33.16		1.07.50		1.21.81		1.03.41		
Jonathan Schoon		36.83		1.13.60		1.19.45		1.04.85		
Kiran Steele		39.31		1.09.12		1.09.38	D	1.18.56		
		50m								
Ella Harris		48.49	D	50.73		55.88		40.37		
John Ashman		43.34		44.91		53.22		39.22		
Mikey Geary		45.82		46.36		50.10		36.97		
Holly Pratt		45.57		46.07		54.87		38.97		
David Hasland		53.56		43.97		49.73		39.72		
Ryan Beck		51.32		46.88		56.78		42.06		
Charlotte Green		51.42		48.79		57.06		44.40		
Harrison Bray		48.84		55.81		53.69		43.53		
Megan Hornsby		50.83		48.49	D	1.04.56		47.52		
Chloe Pheasey		52.03		48.81		55.09		50.90		
Georgia Godber		1.05.47		55.31		56.00		51.15		
Elise Dawson		56.20		49.81		49.41		47.57		
Bethany Rowley		58.47		54.04		1.03.10		54.75		
Ellie Depledge-Barr		55.28		53.83		49.09		41.57		

Libby Jones		52.16		50.16		49.56		41.78		
William Earl		58.87		51.29		1.05.92		49.40		
John Bradbury		1.02.50		54.69		1.07.46		55.22		
Thomas Hewitt	D	58.78		58.61		1.04.14		51.90		
Tamar Levy	D	1.01.30		1.04.50		57.56		58.29		
Yelena Hobson		1.10.94		1.01.13		1.05.63		54.29		
Catherine Miller		1.03.92		54.85		1.05.25		50.48		
Reece Allen	D	1.05.69		1.10.43		1.00.15		1.06.31		
Sam Rayner	D	1.01.47		57.34		1.04.57		52.72		
				<b>25M</b>		<b>25M</b>		<b>25M</b>		
Jack Godber				35.73	D	39.72		36.75		
Elliott Hester			D	31.38	D	41.35		31.12		
Luke Knight				34.24	D	32.99		33.83		
Alexander McGlone				29.25		30.25		28.07		
Cameron Millward				30.91	D	33.39		23.62		
Abbie Schofield				29.78		31.06		24.83		
Isaac Spencer				28.37		36.37		30.41		
Alicia Bray				33.81		32.25		33.19		
Ben Bush				31.84		35.30		33.54		
Jasper Hill				39.06		38.41		35.84		
Christopher Palmer				42.47		34.66		38.69		
Rebecca Miller				29.61	D	39.70		26.20		
Kathryn Schoon				37.87	D	40.37		34.97		
Jasmine Barker				43.20		38.65		37.86		
Freya Brooks				36.27	D	44.35		32.63		
Connie Butterfield				42.40		44.96		42.06		
Niall Hobson				37.71	D	44.32		36.84		
Mollie Kirk				44.63		38.22		50.77		
Arran Murdoch				45.00	D	54.55		38.41		
Ben Sanderson				37.01	D	38.97		34.48		
Miriam Levy				27.69	D	42.78		32.22		

D= Disqualified



Well Done Everyone!!!

A BIG Thank You to all the Officials, Coaches & Team Managers who helped on the night.